



The **29<sup>th</sup> ANNUAL INTERNATIONAL LINEMAN'S RODEO** will be Saturday, October 13, 2012 in Bonner Springs, Kansas at the National Agriculture Center & Hall of Fame. Kansas City Power & Light and Westar Energy are the host utilities.

The **INTERNATIONAL LINEMAN'S RODEO EXPO '12** will be October 11-12. This year's exposition will be at the Overland Park Convention Center located at 6000 College Blvd., Overland Park, KS. It is the largest suburb of Kansas City.

The **2012 INTERNATIONAL LINEMAN'S RODEO SAFETY & TRAINING CONFERENCE** will be October 10-11 at the Overland Park Convention Center. This conference is **FREE** to all attendees and will host key industry speakers covering a range various safety and training topics. A registration form is enclosed in this packet. Sign up to attend this 1½ day conference and learn some valuable industry information.

The Lineman's Rodeo attracts the best lineman from around the world to compete in events based on traditional lineman tasks. The first Lineman's Rodeo was held in September 1984, with twelve participating teams from Kansas and Missouri. The Rodeo has grown now to over 200 teams and more than 200 apprentices that come to compete.

**Team Events:**  
Hurtman Rescue  
Pole Climb  
Two Mystery Events

**Apprentice Events:**  
Hurtman Rescue  
Pole Climb  
CPR with AED  
One Mystery Event  
Apprentice Written Test

### Our Goal

At the end of the Rodeo teams will say we were fair and consistent in judging, i.e. we all played by the same rules applied consistently. The Rodeo was a pleasant and fun event. The Lineman's Rodeo Board, Advisory Committee, Master & Chief Judges Committee, representing all groups determines the guidelines listed below.

### Rules of Eligibility

The intention of the International Lineman's Rodeo is to recognize the profession of line work as well as demonstrate the safety, skill and education of electric linemen. The International Lineman's Rodeo was designed for participation by everyday, practicing, working linemen. If you are or ever were a qualified practicing, working linemen you are eligible to compete in the rodeo. **You will not be eligible to compete if you are on any Board or a member of any committee of the ILRA or if you attend any Master and Chief judge's meetings throughout the year.**

### **Team Definition**

A team consists of three participants -- two linemen and a ground man. Both linemen must be qualified Journeyman Linemen. If a Journeyman must drop out of the competition for any reason the alternate who takes his place must be a qualified Journeyman Lineman.

**\*\*If an apprentice is competing on a team as a ground man he/she will not be allowed to enter the apprentice competition also.**

### **Ground Man Definition**

A ground man is a non-climbing participant of the team. He will be allowed to climb if one of the climbing linemen should have to drop out for any reason. The ground man must be a Journeyman Lineman to replace a climbing member of the team. Should the ground man replace a climbing member of the team they must be replaced by an alternate to keep the team whole as a three-person team.

**Visit Our Web site at [www.linemansrodeokc.com](http://www.linemansrodeokc.com)**

## **Description of Apprentice**

A person is considered an apprentice for 4 years after they enter an apprenticeship and can no longer compete as an apprentice after the four years elapse. An apprentice can compete as a Journeyman after being an apprentice for four years if he meets the following criteria. They must provide a statement from their employer stating that they have completed their training and are performing Journeyman duties while waiting for a Journeyman position to open. They would no longer be eligible for apprentice events. If a person who is classified as a Journeyman with one company were to obtain employment with another company in an apprentice classification that person will not be permitted to enter the Apprentice events.

If an Apprentice makes journeyman 31 days or more before the current year's rodeo, they will not be permitted to enter that year's rodeo as an Apprentice. If they make Journeyman within 30 days of the current year's rodeo, they will be permitted to compete as an Apprentice.

## **Registration / Team Number Scheme**

Teams must register together. All three members must sign waiver. The packet will then be released. It will have all the standard items such as an agenda for all events, schedule for the team, maps, banquet tickets and the event descriptions.

Teams will be numbered per the following info:

### **Journeyman Teams:**

Team's # 002-299	Investor-Owned Utilities
Team's # 300-399	EMC, REA, REC
Team's # 400-499	Municipals
Team's # 500-599	Contractors
Team's # 600-699	Seniors*
Team's #700-799	Military**

\*For the Senior Division each member of the team must be at least 45 years or older by the day of the rodeo. A senior may choose to compete in the Sr. Division or in another division, but not in both. Seniors are eligible to win Top Overall prize and individual events. Seniors team members will be required to submit a photocopy of ID (such as drivers license) when submitting team entry form.

\*\*A person is considered a member of the Armed Forces if they are currently serving in the branch of the Military service (active duty, guard or reserves). All team members must meet this criteria. A person may choose to compete in the Armed Forces division or any other eligible division, but not both. Armed Forces team members will be required to submit a photocopy of Military ID stating active duty military when submitting team entry form.

Apprentices will be numbered per the following info:

### **Apprentices:**

Apprentice #1002-1299	Investor-Owned Utilities
Apprentice #1300-1399	EMC, REA, REC
Apprentice #1400-1499	Municipals
Apprentice #1500-1599	Contractors
Apprentice #1600-1699	Military

We will use this number scheme throughout the event. This will allow us to enter each group into its own scoring category. It makes it extremely important that we do not register and assign a team to the wrong division.

## **Teams/Team Member Substitution**

Representation of teams from individual companies: Any company or district can have two teams entered regardless of the number of employees.

**Limit of teams:** No more than one team per 10 journeymen employed.

**Example:** District employee's 30 journeymen. The maximum, which could enter, would be three teams.

### **Rule for Substitution**

A team consists of three persons: Two linemen and one ground man. One person must be designated ground man for the team. The ground man remains the ground man for all events. If a person is hurt, they are out of the competition for the rest of the events, but the team can substitute an alternate for the one hurt. The ground man can be the alternate lineman if they are a journeyman. The alternate can be designated as a substitute for a lineman or ground man. The alternate must be a journeyman lineman if they are to replace a climbing participant.

### **Substitution Procedure**

**For Journeyman Teams only, allowing one alternate substitution per team. This procedure is used when an alternate team member substitutes for an original team member because of illness or injury.**

- If a team member becomes ill or injured his team is to notify the Chief Judge at the event where the illness or injury occurred.
- The Chief Judge of the event will remove the wristband from the ill or injured team member.
- If the illness or injury results in the team not completing an event, the team will receive an incomplete for that event.
- To continue participating in other events, the team needs to request that an alternate take the place of the ill or injured team member. (see above Rule for Substitution)
- The request to substitute an alternate should be made to the Chief Judge at the event in which the illness or injury occurred.
- The Chief Judge of the event where the illness or injury occurred, will escort the team and alternate to the command tent, where one of the event coordinators will process the necessary forms and issue a new wrist band for the substitute team member.
- Once the alternate replaces the original team member his name will be shown as team member for any awards the team receives in any event. (includes events prior to the substitution)

## **Schedule & Score Sheet Procedures**

### **Random Start Procedure**

In an attempt to expedite the start of the rodeo the following rule will apply to all journeyman teams:

15 teams from each schedule will be randomly selected to start their first event within 20 (twenty) minutes of official start time of the rodeo. The public address announcer will give official notification that the rodeo has begun and announce an official start time. This announcement will come after the opening ceremonies. A team that fails to report to their respective event, within the above-mentioned 20 minute time limit, ready to start, will have 2 points deducted from their score. Teams must enter the staging area at the request of the chief judge, ready to start, failure to do so will result in a 2 point deduction.

The random selection will be done by the event coordinator and will be done in advance of team registration. An adhesive sticker will be placed on the outside cover of the team scorebook as notification of your random selection to report to your first event. Do not remove this sticker. The event coordinator will record the team number upon random selection and will report this information to the event chief judge. Any attempt to remove or modify this sticker will result in a 10 point deduction. Late reporting will also result in a 2 point deduction.

Apprentices will start as usual with the written test at 7:00 am.

The event descriptions will be in the team registration handout as always but not judging sheets.

Each team will also have a schedule in their registration handout. It will be random from one of four different schedules for Journeymen and five different schedules for Apprentices used to balance event participation. It will have a place for the event judge to sign (beside each event) to show that the team has completed that event in the correct order. It will also have a place for a Master Judge to sign by an event to allow a team to do an event out of sequence in the case of backlogs.

**Visit Our Web site at [www.linemansrodeokc.com](http://www.linemansrodeokc.com)**

Team number, company name and team names will be filled in on each event judging sheet by the judges at the event. Individual names will have to be entered on the Hurt Man and Pole Climb events for individual consideration. These sheets will be the standard three part sheets we have used in the past. After event completion, the judge must sign the scoring sheet. Then the Chief Judge or designee checks scoring. The Chief Judge or designee then distributes the scoring sheet with copy 1 to the Scoring Group, copy 2 stays with the Chief Judge or his designee at the event, copy 3 goes with the team.

We will use team number and company name to enter the scores in each division.

The Chief Judge or his designee will have a team number list to check off teams as they come through his event. This way he can track who has not been through.

After the event is completed the Chief Judge needs to bring his event score sheet copies in numerical order to the Event Coordinator, at the command tent. He will then verify the match between teams completed and these will also be a backup if for some unknown reason the original score sheet does not make it to the scoring group.

**If a team does not verify their scores they forfeit the opportunity for correction.** Apprentices may view their written test results and review questions they missed at the red barn after 1:00pm, but will not be able to take a copy with them. (Please see new scoring procedure below for changes)

## **Scoring**

**Remote scoring will be done at all events. Each team or apprentice will verify his score prior to leaving the completed event and will initial their scorebook as proof of verification. There will be no further verification after the team leaves the event. If a team or apprentice does not verify their scores they forfeit the opportunity for correction.**

Each event is worth a total of 100 points

Time will be used only to break a tie.

**Team Events for 2012:**                    **Hurtman Rescue**  
   **Pole Climb**  
   **Two Mystery Events**

**Apprentice Events for 2012:**        **Hurtman Rescue**  
   **Pole Climb**  
   **CPR w/ AED**  
   **One Mystery Event**  
   **Apprentice Written Test**

Judges must sign score sheets.

The first place team or apprentice winning each event will have no points added to its score. Time will be the determining factor in case of ties.

Failure to complete an event will be an automatic 100-point deduction, with the exception of exceeding the event completion time.

## **Individual Event Closure**

The International Lineman's Rodeo Association is responsible to make sure that all events are completed in an efficient and timely manner. To that extent we therefore impose the following rule:

Events will close 20 (twenty) minutes after the public address announcer makes a last call for an event. It is the contestants or his representative's responsibility to notify the Chief Judge of the closing event of that contestant or teams' status. Failure to report within the 20 (twenty) minute time frame with a valid reason for tardiness will result in a 100-point deduction and that contestant or team will not be allowed to run that event.

## **Judging**

Judging for the Rodeo is based on rules adopted by the Rodeo. Local rules and interpretations are not to be used as criteria for judging.

### **Master Judges**

There will be two Master Judges for the Journeyman and Apprentice events. Each Master Judge will be in charge of two events each.

### **Chief Judges**

There will be two Chief Judges for every event. The Chief Judge will assign another person to check teams in and out and to give instructions. The Chief Judge is not to judge teams or point out mistakes that teams make to the event judge while the team is competing. The Chief Judge will be free to roam the event area and watch for inconsistencies in judging and bad or unfair calls. If any of those are noticed the Chief Judge will pull the event judge off to the side and point the errors out to him. If the event judge persists in making bad calls he will be asked to leave the event.

### **Chief Tool Inspection Judges**

There will be two chief tool inspection judges that will circulate throughout the events, randomly stopping to inspect rodeo participant's tools and equipment. Tool(s) and equipment identified as worn, broken or altered by the tool inspection judges are not to be used at any rodeo event. Failure to allow tool and equipment inspection will result in disqualification. (Please see "Tools" listed below for a more detailed explanation of the inspection procedure)

### **Event Judges**

Judges will show respect to team members and apprentices and treat them with fairness and courtesy. High fives, smirks, and other visible inappropriate actions will not be tolerated from judges. Unfair judging and disrespect to contestants will not be tolerated and disrespect to judges from contestants will not be tolerated. This type of behavior will result in a letter being written to management of the company involved.

Judges must not judge a team from their own company. If this happens the judge will be disqualified and the team will receive a 100-point deduction for the event judged.

### **Events will be judged for**

- Safety
- Work practices
- Neatness and ability
- Equipment handling
- Timely completion of the event

Events must be completed in the order shown on your schedule. Each event must be marked complete by an event judge before you can start the next event unless re-routed by a Master Judge.

### **Rule for event judge questions**

Participants may ask the judge questions before the event begins, but not while he is judging. They may ask the judge to clarify any questions they have before the event starts. It is the participant's responsibility to ask the questions. They have a maximum of 5 minutes to ask questions and lay out their tools.

Video footage will not be allowed to settle judging disputes.

### **Contesting a Call**

The team or apprentice must be the one to protest a call. Help from spectators in a protest will result in the team or apprentice being disqualified. No team or apprentice will be allowed to protest another competitor except in the case of management employees mentioned above.

Each event has a Chief Judge. If the team wants to contest a call they must take it to the Chief Judge at the event. The Chief Judge will try to settle the dispute. The dispute must be brought to the attention of the Chief Judge before the team leaves the event. If the Chief Judge up holds the event judges ruling the team forfeits two additional points. If unable to settle the dispute with the Chief Judge at the event the team may elect to take the protest to the Master Judge. If the Master Judge up holds the Chief Judge ruling the team forfeits an additional two points.

**Visit Our Web site at [www.linemansrodeokc.com](http://www.linemansrodeokc.com)**

## **Exceeding Mean Time**

As in the past 2 points will be deducted from the team or apprentice score for exceeding the mean time. If the team or apprentice continues an additional five minutes past the mean time the event will be stopped at that point and the team or apprentice will have an additional 2 points deducted for not completing the event. It will be the Event Judges responsibility to make sure the proper points are deducted.

## **Tools**

### **Contestant material/tool carts will not be allowed in event areas**

Each contestant needs to bring their own hooks, belt, hard hat, safety glasses, long-sleeved shirt, hand tools, work gloves with a gauntlet, 20KV rubber gloves (minimum) *with* protectors, hand lines, hood bag, and line hose bags.

Hard hats and safety glasses are required for all participants once inside the roped off sections of all rodeo events. Work gloves are required any time work is being performed.

The Mystery Events tools will either be provided by the ILRA or teams and apprentices will be furnished a list of tools needed.

1. All teams must use the Bashlin # 35 handline hook. The Bashlin 35GP double hook as advertised in the American Safety catalog WILL NOT be allowed. The handline (or pulley line) must have a sheave in it and must have an approved "becky" for hanging on the pole. An approved "becky" consists of an Eye plaited into the sheave, another eye on the other end to snap back into the sheave, and three loops for adjustment of length. The handline must be a minimum of ½" in diameter. (The safety latch at the top of the pulley block is not required.)
2. All skinning knives must either be folded or properly sheathed while not in use. Exposed blade in a ditty bag or tool pouch on the climbing belt is considered misuse of tools. No exposed blades.
3. In all Journeymen events the last person who comes down the pole must be the one to drop the handline. Or handline will be dropped as indicated in the event description in the contestant's scorebook. The handline will not be dropped until that person is below the neutral or as described in the contestant's scorebook.
4. Hooks / Gaffs shall not be worn outside the work area. No work shall be performed on the ground while wearing hooks/gaffs. The work area is the circle around the pole. Gaffs should be covered with approved gaff guards when not in use.
5. The designated work area for the Pole Climb will be an 8' radius around the pole, Hurtman will be a 8' radius and all other events will be a 10' radius.
6. Any special tools required for the mystery events will be provided and must be used.
7. In the Hurtman Rescue events for both Journeymen and Apprentices 3" PVC Conduit will be used to measure between the rope and the mannequin to evaluate the knot.
8. Please make sure that your tools are clearly marked with your name for identification.
9. Material and/or tools shall not be placed in the contestant's mouth. The only exception will be in the "pole climb" event.

**The penalty for altered tools will be 2 to 10 points or disqualification for each infraction as determined by the Chief Judge. A random tool inspection may be conducted at anytime while on the Rodeo grounds to check for safe condition and for alterations of personal tools. The Chief Equipment Inspector judge will notify the competitor of any alterations or modifications that were found at the random inspection. The Chief Tool judge will indicate the alteration or modification on the contestant's scorebook. If the contestant does not make repairs or remove the modification prior to entering the next event staging area the Chief Judge at that event will deduct appropriate points. Once a contestant has entered an event, no repairs or replacements can be made. Points will be deducted from the event that the team is competing in at the time the altered tool is discovered. Contestants will be disqualified if found with altered rubber gloves at any time on the rodeo grounds, no warning will be given. Alterations or unsafe conditions that may result in deductions are as follows:**

- Tape on straps, tools or equipment.
- Tapered cuts on straps.
- Buckles filed.
- Elongated holes in straps and belts.
- Improper gaff length.
- Fingers cut out of gloves. (Disqualification)
- Rubber gloves will be inspected at each Journeyman climbing event.
- Velcro straps on climbers must be used as manufactured. No modifications, such as cutting the Velcro shorter. In general, no tool modifications are allowed.
- Keepers removed from safety strap

*This is not an all inclusive list of items that may result in deductions. The Chief Equipment inspection judge will determine if points will be deducted for other alterations, modifications or unsafe tools.*

**If any team is caught on the grounds or in any event area with fingers cut out of or any portion of a rubber glove cut out or otherwise modified they will be disqualified from the International Lineman's Rodeo.**

### **Judging/Other Volunteers**

The number of volunteers to be judges has declined to the point that we are asking that you volunteer (1) judge for every (3) participants sponsored by your organization.

(Example)

If you enter (2) 3 man teams and (6) apprentices for a total of 12 participants, we would ask you to supply (4) judges.

We cannot have a successful rodeo without enough judges. We appreciate your support and hope your participation is a rewarding experience. Please sign up and personally help make the 2010 Rodeo a success.

All judges need to make arrangements to be in Kansas City to attend a judges meeting which will be held 1:00-4:00p.m. on the day before the Rodeo. If you have any questions, please feel free to call:

**Rick Childers, Event Coordinator, IBEW Local 66  
Phone -(713) 943-0718 Email: rickc66@aol.com**

### **Event Cancellation Policy**

The International Lineman's Rodeo Association is a non- profit organization that relies on participant entry fees and sponsor memberships to finance the rodeo and related activities. Many of the expenses incurred are non refundable to the rodeo association. In recent years we have had to cancel individual events for various reasons. With the following statements we are setting a policy to cover the cancellation of events and if necessary the rodeo itself. In this way everyone will know what will be done with respect to the cancellation of the rodeo or any of its events.

#### **Rodeo Cancellation**

The Rodeo will be cancelled in the event of prolonged Lightning Storms, Tornados or other severe weather during the scheduled day of the rodeo that makes it impossible for safe participation.

There will be no refunds for entry fees, sponsorships or tent rentals etc. in this instance.

The decision to cancel the rodeo because of weather will be made by the International Lineman's Rodeo Association Executive Board and communicated by every means possible.

**Visit Our Web site at [www.linemansrodeokc.com](http://www.linemansrodeokc.com)**

## **Individual Event Cancellation**

The decision to cancel an individual event will be made by the International Lineman's Rodeo Association Event Coordinator, Assistant Event Coordinator, Event Master Judge and Event Chief Judges.

In the event that an individual event is canceled for any reason, the disposition of that event's trophies and scores will be as follows:

- A. Trophies will be awarded in canceled events only if 50% of the participants have completed the event according to the scores posted.
- B. The scores for the canceled event will not be counted in any overall categories.

## **Infraction Definitions**

The following are definitions for the infractions listed on the score sheets used at the International Lineman's Rodeo. These are the most common infractions. Only those infractions relating to each particular event will be on that event's score sheet.

Example: Infractions for sticking events are different from gloving events, so there will not be any gloving infractions listed on sticking events etc.

The list of infractions consists of four categories.

### **1. General Infractions:**

(These are the most common occurring infractions. The infractions that relate to individual events will be listed on that event score sheet.)

### **2. Other Infractions:**

These infractions will not be listed on the score sheets. They will be indicated as infractions under the "OTHER" section of the score sheet, with a brief notation of the infraction. The reason that we are not listing these on the score sheet is because these infractions only occur occasionally and do not warrant individual listing on the score sheet.

### **3. Sticking Infractions:**

These infractions will be for hot sticks and the proper use and will be added to the general infractions for the sticking event.

### **4. Gloving Infractions:**

These infractions will be for the proper use of gloving procedures and will be added to the general infractions for the gloving events.

**5. Altered tools or equipment cannot be used at the ILR competition.** Final determination of altered tools will be made by the Tool Judge at the event Chief Judge's Request. (Refer to the section in this packet under Tools for examples of altered tools)

## **General Infractions – Two Point Infractions**

### **1. Failure to cover neutral, secondary or primary properly**

All potentially energized conductors must be fully covered with protective cover provided, when within reach, fall or slip of energized conductor.

### **2. Failure to maintain positive control of conductor while performing task**

When moving conductors at least two points of control must be maintained.

### **3. Climber working or hand line operation on pole while other man is un-safetied**

No work, hand line operation or climbing while either climber is ascending or descending the pole or un-safetied.

### **4. Safety Strap Infraction**

Safety strap must be in control at all times. All snaps of safety must be hooked on the d-ring, **before time starts and** while climbing the pole (see below for exceptions). The safety strap may be carried on the shoulder however both snaps must still be in d-ring. If the safety strap slides off the shoulder the contestant will receive a deduction.

For those contestants using a fall protection system type safety belt, the above rules shall apply as well as those listed below:

All fall restraint type safety belts will be used in accordance with the manufacturers' specifications.

**No contestant may start an event with a safety strap on or around the pole prior to the start, or in their hand, regardless of manufacturer.**

**5. Improper hand line operation**

The lines of the hand line must not be twisted while raising or lowering tools or material. Tools and material can only be hung on the open hook of the hand line. The hand line may be hung above the neutral before cover-up only if there are no secondary conductors to reach over and the uncovered neutral is not touched by any part of the hand line or hand without rubber gloves.

**6. Dropping tools or materials from pole**

Climbers cannot drop tools or materials from the pole.

**7. Misuse of tools, or the use of the wrong tool**

Tools must be used for their intended purpose and not altered from manufactures specifications.  
(Refer to the Tools section of this packet for examples of altered tools)

**8. Poor cooperation / communication between team members**

Arguing or otherwise displaying discontent with other team members causing poor communication.

**9. Extended body contact with covered neutral.**

The body can not have more than brush contact with the covered neutral.

**10. Failure to maintain proper clearance from energized conductors or parts**

Journeyman must maintain proper clearance from exposed energized primary conductors or parts with all parts of the body except the rubber-gloved hand. This would include any un-insulated tools attached to the energized primary conductor.

Proper clearance is defined as within reach fall of exposed energized conductors.

**11. Cutout or slip on pole**

Cutout or slip is defined as one or more gaffs out of the pole and sliding on the surface of the pole out of control.

**12. Failure to keep tools and materials on tarp**

All tools and materials must be completely on the tarp. (2 Point deduction when time stops if all tools and equipment are not on the tarp)

**13. Failure to wear hard hat properly at all times (not backward)**

Hardhats must be worn with visor over face and not over the neck.

Cowboy hard hats are not approved for use at the ILR competition.

**14. Failure to wear long sleeve shirt, sleeves down and buttoned**

Long sleeve shirts are required. If shirt has buttons on the sleeve, they must be buttoned. Sleeves cannot be pushed or rolled up.

**15. Failure to wear work gloves with a gauntlet, when work gloves are required**

The groundman must wear work gloves with a gauntlet at all times while they are performing work or handling tools or materials.

*The gauntlet is defined as additional material sewn to the work gloves above the cuff, sufficient in length to protect the arm above the wrist between the wrist and the cuff of the shirt when the arm is extended as to reach up, out, etc.*

Journeyman and Apprentices must wear work gloves under the same circumstances as the groundman while on the ground.

Journeyman must wear work gloves with a gauntlet while on the pole except when rubber gloves are required.

**16. Dropping or losing hard hat (any team member)**

Hard hats must be worn at all times while inside the event area. This applies to all team members or apprentices.

**17. Hanging tools or materials on structure, conductor or safety strap**

Tools or materials can only be hung on the open hand line hook or in tool bags hung on the open hand line hook.

**Visit Our Web site at [www.linemansrodeokc.com](http://www.linemansrodeokc.com)**

### **18. Poor housekeeping**

Tools or materials placed on the tarp in a pile or directly under workman on the pole.

### **19. Exceeding the mean time this event = XX min.**

The mean time is used in all events except for the pole climb. The Event Judge will be responsible for insuring that the Mean Time points are deducted. The mean time is based on the times from previous Rodeos; the mean is the dividing line at which half of the participants are faster and half are slower in completing the event.

### **20. Other: \_\_\_\_\_**

Infractions that have a low occurrence and listed on the other infraction list of definitions will be shown here with a brief description.

### **21. Hooks/gaffs shall not be worn outside the work area.**

### **22. No work shall be performed on the ground while wearing hooks/gaffs.**

### **23. Material or tools shall not be placed in the contestant's mouth. The only exception to this rule will be in the "pole climb" event.**

## **Ten Point Infractions:**

### **1. Contact with energized conductor**

Contact with any body part, except the rubber-gloved hand on neutral and secondary.

### **2. Failure to use hand line for raising and lowering tools and materials**

The hand line is to be used to send tools and materials up and down the pole. The intent of this infraction is to deduct points for deliberately tossing tools and materials from the pole to the ground or from the ground to the journeyman on the pole.

### **3. Second man starts to climb before first man is safetied off and in a stationary position.**

The first Journeyman up the pole must be safetied off and stationary before the second journeyman starts climbing the pole.

### **4. Losing control or dropping conductor**

Loosing control of a conductor is defined as being unable to hold in position without touching the pole, hardware, other conductors or dropping completely.

Dropping the conductor is defined as coming out of tool or hand and falling free.

### **5. Working opposite phases or phase and neutral at the same time**

The journeyman on the pole cannot be in contact with opposite phases at the same time with sticks or rubber gloves.

### **6. Opening switch before installing mechanical jumper**

This is an infraction when continuity of service is to be maintained and the participants mistakenly open the switch first.

### **7. Dropping hot arm**

This hot line tool if not installed properly can fall from its installed position. If this happens with the conductor in the hot arm it is a deduction in this category.

## **Disqualification:**

### **1. Unprofessional behavior**

Pushing, shoving or hitting other team members, contestants or judges. Swearing or threatening other team members, contestants or judges. Throwing tools or materials in anger or disgust before during or after the event.

### **2. Practicing on the Rodeo field prior to the Rodeo**

No one is permitted to practice on any of the event structures at the rodeo grounds prior to the rodeo event.

On rodeo day participants may warm up prior to events on poles not being used for events, however you must ask permission to do so from the Chief Judge at the event. He will direct you to a place where you can warm up on a pole.

### **3. Intentional sabotage or tampering with materials, tools, or equipment on the Rodeo Field**

Any one tampering with or seeking to hamper the use of tools to be used by following participants will be disqualified.

#### **4. Unapproved use of alternates or changing status of team members during the events**

(See Master Judge for approved use of alternates or change in team status during Rodeo.)

Switching out team members with out going through proper substitution procedures will result in disqualification. Please refer to the Team Member Substitution Procedure in your team book.

#### **5. Judge is disqualified for judging a team from their own company (Team receives 0 for event)**

If you judge a team from your company the team receives a 0 for the event and you will be disqualified as a judge.

#### **6. Protests need to be by team only (No help from spectators or others.)**

Protests from those other than the team will result in the team being disqualified.

All protests must be made to the Chief Judge of the event before the team or apprentice leaves the event.

#### **7. Modifying rubber gloves in any way**

No holes, notches, cuts or slashes in any part of rubber gloves.

#### **8. Inappropriate behavior**

If attendees break the association rules, or the law, or have other inappropriate behavior, either on or off the field of competition (example: destroying or damaging property at host hotels), they will be barred/disqualified from participating in the rodeo and all rodeo events and any awards that the team may have received will be returned to the International Lineman's Rodeo for redistribution to the appropriate winners.

### **Other Infractions**

#### **(Not listed on score sheet but appropriate infractions for other)**

##### **Two Point Infractions:**

##### **1. Improper hand line procedure**

The first man up the pole should take hand line and the last man on the pole below the neutral, or as indicated in the contestants scorebook should drop the hand line. Any other order will be an infraction.

##### **2. Lose hard hat**

Hard hats that are improperly adjusted and are having to be continually repositioned causing participant a distraction effecting concentration on the event, is an infraction.

##### **3. Not wearing safety glasses**

All participant need to wear safety glasses while inside the event area.

##### **4. Hot-dogging**

Hot-dogging is defined as having both hooks out of the pole while descending the pole, while periodically catching one gaff as to be almost out of control.

##### **5. Not wearing ANSI approved lineman belt**

All lineman belts must have the ANSI approves identification tag to be accepted for use in competition at the ILR.

##### **6. Exposed blade on skinning knife**

All skinning knives must either be folded or properly sheathed *while not in use*. Exposed blade in a ditty bag or a tool pouch on the climbing belt is considered misuse of tools. (No exposed blades)

##### **7. Failure to inspect rubber gloves**

Rubber gloves must be inspected before each event during the 5 minute set up time.

##### **8. Improper storage of rubber gloves**

Rubber gloves must be stored cuff down in glove bag.

##### **9. Improper use of glove bag**

Glove bag cannot be used to hold tools, material or wire.

**Visit Our Web site at [www.linemansrodeokc.com](http://www.linemansrodeokc.com)**

## 10. Mishandling of materials and/or tools

Materials and/or tools may not be placed in contestant's mouth. This rule will not apply to the Pole Climb event, but will apply to all others.

### Sticking Infractions

#### General - Two Point Infractions:

##### 1. Failure to wear Rubber Gloves within reach, fall or slip

Rubber gloves are required when participant is within reach, fall or slip of energized conductors including the neutral.

#### Other - Two Point Infraction:

##### 1. Encroachment into marked safety zone of hot stick

Anytime the hand (bare, gloved or rubber gloved) goes *above* the marked safety zone.

Note: Each stick provided by the ILRA for use at the rodeo events, will have the minimum safe work zone identified on each stick. Any contact *above* this marked safety zone while the hot end of the stick in contact with the simulated energized conductors, is considered an infraction. This includes the rubber gloved hand. (Sticks are marked for use on 7.2 KV lines)

Deductions will be given if the hand extends past the safe zone mark.

### Gloving Infractions

#### General - Two Point Infractions:

##### 1. Failure to wear rubber gloves ground to ground

Journeyman must wear minimum 20 KV rubber gloves from ground to ground on gloving events.

#### Other - Two Point Infractions:

##### 1. Failure to have two journeymen up the pole while primary gloving is preformed

At the ILR we require three man teams and two journeymen up the pole while gloving primary voltages.

## Event Construction

Apprentice Hurt Man Rescue: 10' cross arms with wood braces. Brace mountings will be 30" out and 21" down from the arm (gain) hole. 40' Class 3 poles.

Journeyman Hurt Man Rescue: 40' Class 3 pole will be framed as follows:

- Single phase primary tied in on a ridge pin.
- 25 kva transformer station located 7'6" from the top of the pole to the top transformer bracket.
- Closed disconnect is located 4' from the top of the pole
- Hand line is hung on the **switch bracket and block must remain there during rescue.**

Neutral conductor will be located 3' below the top transformer bracket.

Pole Climb: 40' Class 3 poles with 4' cross arms (no conductor)

Mystery events: To be 40' Class 3 or 4 poles. Journeyman mystery events may be overhead or underground.

## Stopwatch Start Procedure

Judges will verbally start events by saying to the contestants "Are you ready" after contestant responds in the affirmative the judge will say "go" the clock will start when judge says go.

## Mystery Event Materials

All special materials and tools required to perform mystery events will be supplied and must be used.

## Journeyman Events

### **Hurt Man Rescue – Simulated Hot on 40' Pole** **There will be two judges assigned to each team.**

This will be a three man team event with all three contestants participating at the same time and at the same station. Two judges will be assigned to each team. One judge will be the initial responder to the emergency call and the other will run the stopwatch and observe the team for infractions. Both judges can deduct points from a team.

Time starts at the judge's signal. This event simulates that a man has been injured while working on a transformer station. A barrel stick will be locked in the ring of the fuse barrel and the fuse barrel will be in the closed position, indicating that the transformer is still energized. The climbing journeyman will ascend the pole, open the fuse barrel, and lift the high side jumper prior to lowering the hurt man mannequin. One groundman will simulate calling for emergency help using a prewritten script provided by the International Lineman's Rodeo. The second groundman will use his rubber gloves to hold the potentially energized hand line off of the climber until the transformer is deenergized and the high side jumper is lifted.

#### **Prior to start:**

Each team has five minutes to ask questions and adjust belts prior to the start of the event.

The lineman's belt and hooks will be hanging on a structure simulating hanging in a truck bin, with safety straps snapped into D-ring and belt unbuckled.

Rubber gloves are inside the glove bag at the start of the event and are required for the climber, ground to ground. Rubber gloves are also required for the groundman or journeyman who will hold the hand line in the clear for the climber. The other ground man will wear leather work gloves or rubber gloves.

The forty foot pole will be framed as follows:

- Single phase primary tied in on a ridge pin.
- 25 kva transformer station located 7'6" from the top of the pole to the top transformer bracket.
- Closed disconnect is located 4' from the top of the pole
- Hand line is hung on the **switch bracket and block must remain there during rescue.**
- Neutral conductor will be located 3' below the top transformer bracket.

The hurt man hangs in the center of the pole on the top transformer bracket.

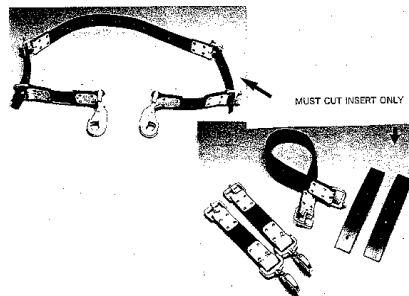
**The hand line may not be relocated during the rescue.**

The hurt man may be lowered in any manner as long as he has a controlled descent and does not hang up on anything. The two remaining men on the ground will help the climber lower the hurt man.

The mannequin shall be tied under the arms with three half hitches. (Eye splice should not be used as part of hitches.) The half hitch is the only acceptable knot.

The lineman on the pole must call out "Headache" loudly if any item is dropped.

The "insert" is the only item to be cut. There will be a 10-point deduction for cutting the belt in the wrong place.



The mannequin should be moved smoothly to the ground. Contacting the pole is acceptable.

**Visit Our Web site at [www.linemansrodeokc.com](http://www.linemansrodeokc.com)**

Mannequin initial contact with ground must be within the work area circle.

Time is over when the mannequin is on the ground and the rope is slack. Ground man must signal slack in the rope.

Contestants must use the hand line provided.

All point deductions are added together and subtracted from "100" for the team score.

The ground men will assist in hanging the hurt man mannequin for the next team.

Exceeding 4 minutes to complete the event will result in a two-point deduction.

Judges use a 3" PVC conduit between the rope and the mannequin to evaluate the spacing in the rope knot.

## **Start:**

Time starts when judge says "go"

Climbing Journeyman will remove his tools from the structure and immediately proceed to the work circle where he will tool up. He may put his belt on while moving to the circle; but may only put climbers on while in the work circle. One of the remaining competitors will begin to call the dispatcher using the supplied script. One judge will act as the dispatcher and will respond according to the script. The contestant calling for help must complete the written script. Once the judge acknowledges the call for help is completed, that competitor should proceed to help the other two. The competitor not making the emergency call must put on his rubber gloves and assist the climber by holding the suspected energized hand line in the clear of the climber. The climber will ascend the pole, being careful not to touch the energized hand line, after using the barrel stick to open the fuse barrel, he will then lift the high side jumper, leave the barrel stick locked into the hot line clamp, and proceed to rescue the hurt man. The hand line will not be considered "hot" after the fuse barrel has been opened and high side lifted. The climber may rig the hurt man at his discretion, and the hurt man must be lowered in a controlled descent, **however the hand line or hand line block cannot be relocated**. The two ground men will assist in lowering the hurt man, and time stops when the hurt man mannequin is on the ground and slack is evident in the rope. The ground men must verbally signal that slack is in the rope.

Although the time has stopped the team will continue to be judged until the event is restored and the team has verified their score and left the exit gate at the event.

Exceeding 4 minutes to complete the event will result in a two-point deduction.

Judges use a 3" PVC conduit between the rope and the mannequin to evaluate the rope knot.

## **Journeyman Hurt Man Rescue Script:**

**CONTESTANT: TRUCK 4952 TO THE DISPATCHER...WE HAVE A MAN DOWN EMERGENCY.**

**JUDGE: DISPATCHER TO TRUCK 4952...I UNDERSTAND YOU HAVE A MAN DOWN EMERGENCY.**

**CONTESTANT: TRUCK 4952...THAT IS CORRECT. WE ARE LOCATED AT 2011 RENGEL WAY, IN BONNER SPRINGS, KANSAS AND WE HAVE A MAN DOWN. WE ARE BEGINNING POLE TOP RESCUE, AND NEED AN EMERGENCY MEDICAL TEAM DISPATCHED IMMEDIATELY.**

**JUDGE: THIS IS THE DISPATCHER. I UNDERSTAND THAT YOU ARE LOCATED AT 2011 RENGEL WAY, IN BONNER SPRINGS, KANSAS AND NEED EMERGENCY MEDICAL AID.**

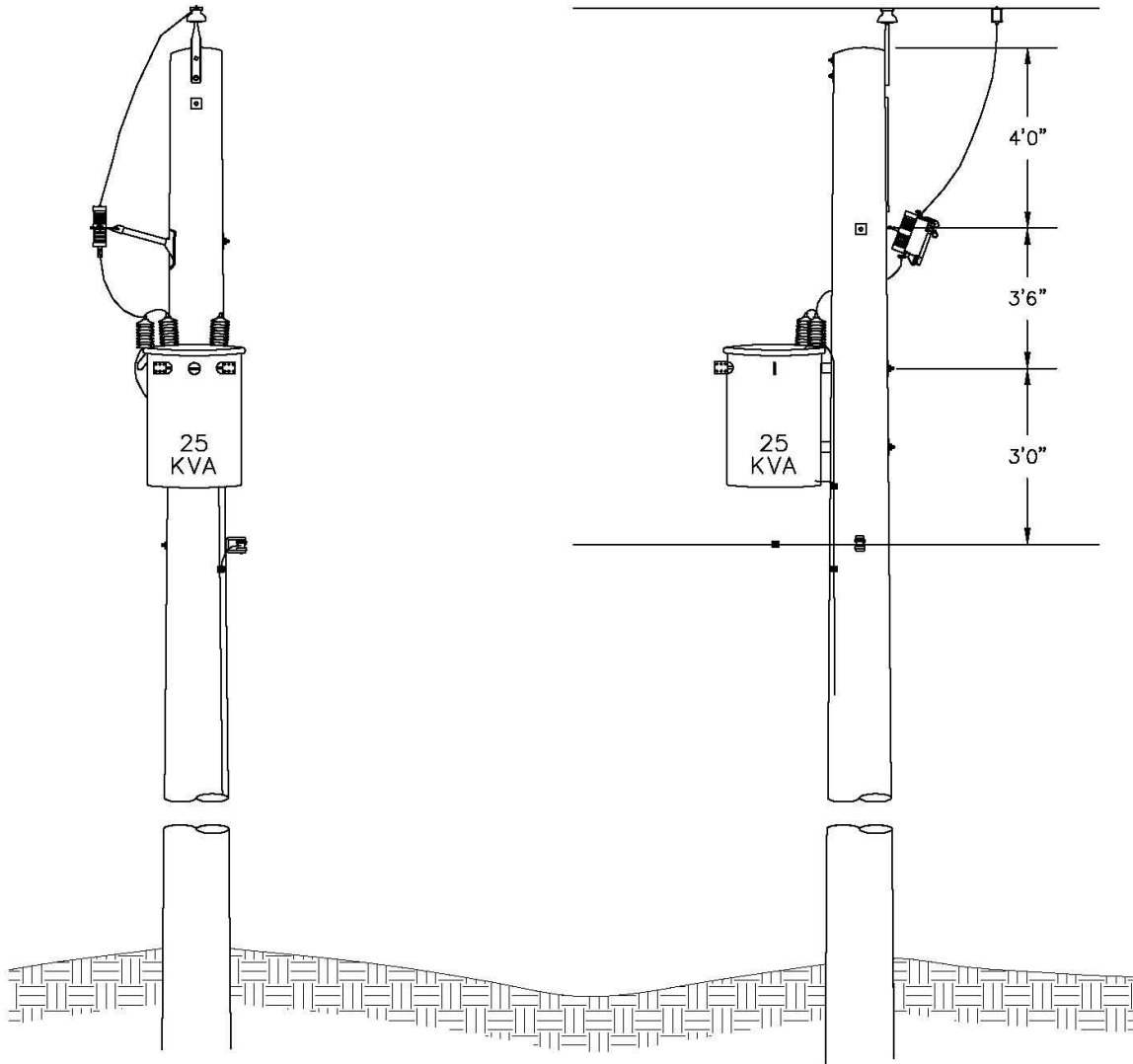
**CONTESTANT: TRUCK 4952...THAT IS CORRECT, DISPATCHER. WE NEED IMMEDIATE ASSISTANCE.**

**JUDGE: DISPATCHER TO TRUCK 4952...EMERGENCY MEDICAL AID IS ON ITS WAY.**

**CONTESTANT: TRUCK 4952...I UNDERSTAND THAT EMERGENCY MEDICAL AID HAS BEEN DISPATCHED AND IS ON ITS WAY. THANK YOU, AND OUT.**

**DISPATCHER: 10-4. WE WILL BE ON STANDBY IF YOU NEED US...OUT.**

INTERNATIONAL LINEMAN'S RODEO  
 JOURNEYMAN HURT MAN RESCUE



								TITLE1 TITLE2 TITLE3 TITLE4 TITLES		KANSAS CITY POWER & LIGHT COMPANY	
REV.	REV. DATE	REVISION & JOB NO.		BY	CK.	APP.					
DRAWN	DATE	DRAFT. CK.	DATE	ENGR. CK.	DATE	APPROVED	DATE	SCALE	JOB NO.	JOB#	DWG. NO. DWG#

## **Journeyman Pole Climb on 40' Pole**

The purpose of the event is to follow the guideline exactly, climbing safely and professionally.

For the two-team members who climb, the following steps apply:

Time starts at the judge's signal with the lineman standing an arm's length from the pole.

No contestant will be allowed to start with their **safety in hand** or around or on the pole.

Work gloves with a gauntlet must be used ground to ground. (No driving gloves etc.)

Climb pole with an egg in the bucket. Only the egg is allowed in the bucket. No padding may be added.

The lineman safeties off and sets back in the safety from the pole. He removes the old bucket, aims it, and drops it to the ground.

He puts the egg in his mouth and hangs the new bucket on the J hook.

The lineman climbs down without breaking the egg.

The time stops when the first foot hits the ground.

No free fall or hot-dogging is allowed.

The lineman must be in control at all times.

There is a 10-point deduction for cracking the egg that the climbing lineman carries.

## **Journeyman Mystery Events**

This year there will be two mystery events.

No one will know what these events are until the teams pick up their packets at registration on the Friday before the Rodeo.

Detailed instructions for those events will be included in your registration packet when you pick it up at the Overland Park Convention Center.

# Apprentice Individual Events

## Apprentice Hurt man Rescue – on 40' Pole

Construction: 10' cross arms with wood braces. Brace mountings will be 30" out and 21" down from the arm (gain) hole. 40' Class 3 poles.

Time starts at the judge's signal with the apprentice standing at an arm's length from the pole wearing work gloves with a gauntlet (no driving gloves etc.). The apprentice's belt and hooks will be lying on the ground beside him an arm's length from the pole, safety strap snapped into D-ring and belt unbuckled.

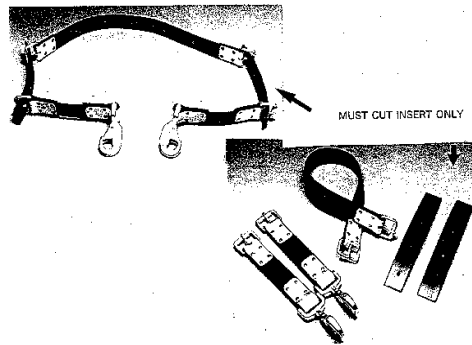
No belt will be allowed to be placed on or around the pole.

Looking at the pole from the cross arm side, the hand line will be hung on the right side. The hurt man will hang in the center of the pole on the cross arm side, with both ends of the safety straps through the braces. This will simulate an injury to a right-handed man. You must always take a minimum of one complete wrap around the cross arm before lowering the hurt man.

The mannequin should be tied under the arms with three half hitches. (Eye splice should not be used as part of hitches.) The half hitch is the only acceptable knot.

Be sure to call out "**Headache**" loudly when you drop your sheave. The sheave is to be dropped into the circle of wood chips at the base of the pole.

You must cut the insert. There will be a 10-point deduction for cutting the belt in the wrong place.



The mannequin should be moved smoothly to the ground, without contacting the pole.

Time is over when the mannequin is on the ground and the rope is slack.

Handline block and mannequin initial contact with ground must be within the work circle.

Contestants must use the hand line provided.

Exceeding 4 minutes to complete the event will result in a two-point deduction.

Using a length of 3" PVC conduit between the rope and mannequin, judges will evaluate the rope knotted around the mannequin.

## Apprentice Pole Climb on 40' Pole

Construction: Same as journeyman event.

The purpose of the event is to follow the guidelines exactly, climbing safely and professionally.

### **The following steps apply:**

Time starts at the **judge's signal** with man standing an arm's length from pole.

No contestant will be allowed to start with their safety around or on the pole **or in hand**.

Work gloves with a gauntlet must be used ground to ground. (no driving gloves etc.)

Climb pole with egg in bucket. Only the egg is allowed in the bucket; no padding may be added.

Safeties off and sets back in safety from pole. Removes the old bucket, aims it and drops it to the ground. (Don't forget to holler "headache" when dropping bucket) Put egg in mouth, hang new bucket on J hook.

Climb down with egg in mouth without breaking egg.

The time stops when first foot hits the ground.

No free fall or hot-dogging is allowed. The Apprentice must be in control at all times

There is a 10-point deduction for cracking the egg that the climbing lineman carries.

## Apprentice Cardiopulmonary Resuscitation – Automated External Defibrillation (CPR w/ A.E.D.)

The purpose of this event is for the apprentice lineman to demonstrate proper care of a co-worker who suffers sudden cardiac arrest. This is a two-part event consisting of a demonstration of the physical skills needed for performance of Cardiopulmonary Resuscitation/Automated External Defibrillation followed by a written test on these same skills.

An apprentice and a journeyman have just left the line truck and are preparing to begin work. The journeyman suffers sudden cardiac arrest and collapses to the ground. As subsequent assessments will reveal, his normal breathing has ceased. The manikin will represent the Journeyman.

Time starts at the Judge's signal. Apprentice will go to the aid of the Journeyman following the protocols of Guidelines 2005, One Rescuer CPR Adult with AED.

<b>1. Establish Unresponsiveness If Unresponsive, activate EMS System</b>	Tap shoulder with Moderate Force. Call Loudly "Are You OK?" If no response, send someone (judge) to call 911 & get Automated External Defibrillator (AED)
<b>2. Assess breathing without moving patient.</b>	Look, listen feel for normal breathing for 3 to 5 seconds A. If breathing normal, put in recovery position B. If not breathing normally, place on back.
<b>3. Open airway Reassess breathing</b>	Head tilt – Chin lift check at least 5, not more than 10 seconds. A. If breathing normal, put in recovery position B. If not breathing normally – proceed to step 4.
<b>4. Give 2 ventilations Visible Chest Rise</b>	Each breath about 1 second.
<b>5. Give cycles of 30 compressions and 2 ventilations. CONTINUE CPR UNTIL AED ARRIVES AND IS PLACED AT PATIENTS LEFT EAR(Revised August 2007)</b>	Press on lower half of sternum, in middle of chest between the nipples. Depress 1 ½ to 2 inches. Rate of 100 per minute (30 in 18 seconds). Allow Chest to return to normal position after each compression.
<b>6. Attach AED to patient's bare chest, deliver 1 shock, and immediately resume CPR with chest compressions.</b>	Follow audible instructions from the AED. Keep everyone back from the patient during analysis, and clearly announce your intention to shock before doing so.

- For purposes of this event, time will stop after 3 cycles of compressions and breaths have been given following the first shock.
- Each contestant will be issued his own individual sanitized face piece therefore it will not be necessary to utilize a face shield. This exercise does not require the use of protective gloves.

### **Materials Provided**

CPR Manikin with checking instruments and AED trainer, and face piece.

### **Written Test**

In addition to the CPR/AED Skills Demonstration Exercise, each participant will take a written test pertaining to the skills needed in the demonstration portion of this event. Each correct answer will be worth two (2) points. The total time for the written test will be recorded to the thousandths and will be used as a tie-breaker in the event of a tie in the total points earned by participants in this event.

### **Skills Demonstration Exercise Mean Time**

The event mean time is only the mean time for the skills demonstration portion of this event, and is not to be used as a tie breaker. Exceeding the mean time of five (5) minutes will result in a two (2) point deduction. The time recorded for each participant in the skills demonstration part of this event is used only to determine whether the participant has exceeded the mean time of the skills part of this event.

### **Start Time**

The event judge will indicate time to start after the participant says they are ready. This applies for both the skills demonstration and written test parts of this event.

### **Stop Time**

The participant will signal the event judge when they are finished with the written portion of the event. The judge will stop the time on the CPR with AED portion of the event. (see first bullet above)

**Visit Our Web site at [www.linemansrodeokc.com](http://www.linemansrodeokc.com)**

## Apprentice Mystery Events

This year there will be one Apprentice Mystery Event.

Detailed instructions for those events will be included in your registration packet when you pick it up at the Overland Park Convention Center.

## Apprentice Written Test

1. Fifty question test, using multiple choice and true/false questions.
2. Questions are derived from material contained in the publication listed below.  
**(The Lineman's & Cableman's Handbook "tenth & eleventh edition")**  
**(Published by McGraw-Hill, Copyright 2000)**
3. Each participant starts with 100 points.
4. Each incorrect answer or un-answered question is a 2 point deduction.
5. There is a 2 point deduction for exceeding the mean time of 15 minutes.
6. Testing time is limited to 20 minutes.
7. After 20 minutes expire the participant will be stopped and have 2 additional points deducted.
8. Apprentices with no more than four (4) years as apprentice are eligible to take the apprentice written test.
9. Participants will have one (1) min. to ask questions once he/she has properly filled in the participant information at the top of the answer sheet.
10. Time starts when the participant has the test, answer sheet and pencil on the table in front of him/her.
11. **Record answers on answer sheet not on the test.**
12. Use a pencil to blot out the letter for your answers on the answer sheet.  
(example) : A B ● D
13. No questions after test starts. *(Including test time expired)*
14. Time stops when participant notifies the Testing Judge he/she is done, or when the 20 minute testing time is up.
15. Time will be used to break a tie.
16. The Testing Judge will record the completion time and print his/her name on the answer sheet.
17. Testing Judge will escort participant to Chief Judge at exit table and give test and answer sheet to Chief Judge.
18. The Chief Judge will confirm with the participant that information at the top of the answer sheet is correct and check answer sheet to be complete.
19. Participant is free to exit, after the answer sheet is checked by the Chief Judge at the exit table.
20. Any protests must be made before exiting the testing tent.

**Only Event Judges and Participants are permitted in the Testing Tent**

## Hotels

The official Rodeo hotels' this year will be in Overland Park, KS and include the host hotel, the Sheraton, the Marriott, Hilton Garden Inn, Holiday Inn, Embassy Suites, and Courtyard by Marriott. Instructions for contacting these hotels are attached. It is **IMPORTANT** to the Rodeo that you reserve your rooms at the official Rodeo hotels. We have contracts with them that guarantee a required number of rooms and also provide significant financial penalties if we do not meet the requirement.

## Barbecue

On Friday night, October 12th, you are invited to attend a barbecue at the Overland Park Convention Center. The barbecue will feature trade night again this year. Barbecue tickets are \$25.00 for adults and \$8.00 for children 12 and under if purchased by September 4, 2012. If you wish to purchase tickets after that date you may do so on-site at the Expo or at the door for \$30.00 for adults and \$10.00 for children 12 and under. Refunds will not be made on pre-purchased tickets for this event after September 24, 2012. This policy is necessary to provide the caterers with an accurate headcount for food and beverages.

## Banquet

On Saturday evening following the Rodeo, the awards banquet will be held at the Overland Park Convention Center. **Contestants and judges receive free admission to the Saturday night banquet.** Additional banquet tickets are available at \$35.00 for adults and \$8.00 for children 12 and under if purchased by September 4, 2012. If you wish to purchase tickets after that date you may do so on-site at the Expo or at the door for \$40.00 for adults and \$10.00 for children 12 and under. Again, refunds will not be made on pre-purchased tickets for this event after September 24, 2012. Bus service will be provided to the Overland Park Convention Center from the Marriott and Embassy Suites.

## Transportation

On the day of the Rodeo, buses will be available to transport people from all official Rodeo hotels to the Rodeo grounds and back. There will be limited parking at the grounds for those who furnish their own vehicles. We strongly encourage you to ride the buses. We will have several golf carts meeting the buses to unload tools and take them to your tents for you.

## Registration

**To make sure we have everything ready for you, please return your entry form and fees no later than September 10, 2012. Even if your team members have not been chosen by September 10, please submit your entry form. We can add or change the names of participants up to October 5 after this date any changes you have will need to be handled onsite at registration. Check or credit card will be accepted for entry fees and meal ticket reservations.**

## Tents

Many utilities and locals rent tents for the convenience of their personnel. If you wish to rent a tent or plan to bring your own tent, please fill out the tent reservation form at the back of this packet. Tent locations on the grounds will be assigned on a first-come, first-served basis. Pitching a tent without advance notice will not be allowed. If you want to fly a company flag at your tent, we recommend that you bring an extendo stick, attach it to a tent support, and fly your flag from it.

## Board of Directors

Dennis Kerr	Co-Chariman	Detroit Edison	dkerrspoon@wowway.com
Dale Warman	Co- Chairman	Kansas City Power & Light (retired)	<a href="mailto:dwarman1@kc.rr.com">dwarman1@kc.rr.com</a>
Deb Swank	Secretary	Kansas City Power & Light	<a href="mailto:Deborah.swank@kcpl.com">Deborah.swank@kcpl.com</a>
Steve Gilkey	Treasurer	Kansas City Power & Light	<a href="mailto:steven.gilkey@kcpl.com">steven.gilkey@kcpl.com</a>
Charley Young	Event Coord.	Southwestern Line Constructors	<a href="mailto:swlcajatc@sbcglobal.net">swlcajatc@sbcglobal.net</a>
Allan Strafford	Merchandise	Dept. of Water & Power, Los Angeles	<a href="mailto:astraf@ladwp.com">astraf@ladwp.com</a>
Adrian Greene	Banquet	Entergy	<a href="mailto:AGREENE@entergy.com">AGREENE@entergy.com</a>
Rick Childers	Event Coord.	IBEW Local 66	<a href="mailto:rickc66@aol.com">rickc66@aol.com</a>
Steve Iaquinto	Ch. Ad. Comm.	PECO Energy Co. (retired)	<a href="mailto:si-seneca-cayuga@worldnet.att.net">si-seneca-cayuga@worldnet.att.net</a>
Jerry Evans	Ex-Officio	ILRA	<a href="mailto:evans4253@sbcglobal.net">evans4253@sbcglobal.net</a>
Jane Hall	Ex-Officio	ILRA	<a href="mailto:janehall1@embarqmail.com">janehall1@embarqmail.com</a>

## Rodeo Grounds

The National Agricultural Center and Hall of Fame will again be the location for the rodeo grounds this year. It is located near the interchange of I-70 and Kansas Rt. 7 at Bonner Springs. This site has provided us a permanent home for the Lineman's Rodeo competition field as well as other advantages. Transportation to and from the grounds will be provided.

- Open park like atmosphere
- Ample Parking

**Visit Our Web site at [www.linemansrodeokc.com](http://www.linemansrodeokc.com)**

- Overnight parking for campers

In addition there are additional features for our families. The Agricultural Center provides:

- A train ride for children
- Hay rides
- Walking Nature Trails
- A replica of an historic Kansas town and shops to tour
- Complimentary or discounted tickets for the Museum
- Discounted tickets to the Renaissance Festival next door to the grounds.

### **Web Page**

Don't forget to log onto the International Lineman's Rodeo web site, which contains up-to-date information for this year's rodeo.

[www.linemansrodeokc.com](http://www.linemansrodeokc.com).

### **Attached are the following:**

Rodeo agenda, common questions and answers, hotel reservation form, entry forms for teams and apprentices, reservation form for judges, tent rental form, trailer permit form and reservation forms for the banquet and BBQ.

# 2012 International Lineman Rodeo Agenda

## ***Wednesday, October 10, 2012***

8:00 a.m. – 4:00 p.m.                    **International Lineman’s Rodeo Safety & Training Conference**  
Overland Park Convention Center

9:00 a.m.                                    Master & Chief Judges will set up rodeo grounds

## ***Thursday, October 11, 2012***

8:00 a.m. – 12:00 p.m.                **International Lineman’s Rodeo Safety & Training Conference**  
Overland Park Convention Center

12:00 p.m. – 5:00 p.m.                **International Lineman Rodeo Expo 2012**  
Overland Park Convention Center

1:00 p.m. – 4:00 p.m.                **Master/Chief Judge’s Meeting**  
Overland Park Sheraton

## ***Friday, October 12, 2012***

9:00 a.m.-3:00 p.m.                    **International Lineman Rodeo Expo 2012**  
Overland Park Convention Center

9:30 a.m.-3:00 p.m.                    **Contestant’s Registration at Overland Park Convention Center.**  
Team members and apprentices must pick up rodeo packets and sign releases.  
**All three team members must pick up their packet together.**

9:30 a.m. – 12:00 p.m.                **Judge’s Information & Registration – Overland Park Convention Center**

1:00 p.m. – 4:00 p.m.                **Judges meetings-**  
(Master, Chief, Event Judges and assistants only).  
Overland Park Sheraton

6:00 – 8:00 p.m.                        **Contestant’s Registration Open for Late Arrivals**  
Overland Park Convention Center

6:00-10:00 p.m.                        **Barbecue and Trade Night**  
Overland Park Convention Center  
BBQ will be served 6:30-9:00 p.m.

## ***Saturday, October 13, 2012***

6:30 a.m.                                    **All Apprentice judges report to Apprentice test event located at the red barn**

7:00 a.m.                                    **Apprentice testing event will begin**

7:30 a.m.                                    **Opening ceremony and instructions to participants**

8:00 a.m.                                    **Rodeo competition begins**

6:30 p.m.                                    **Awards Banquet Overland Park Convention Center**

6:30 p.m.                                    **Banquet dinner served**

8:30 p.m.                                    **Awards Presentation**

**Visit Our Web site at [www.linemansrodeokc.com](http://www.linemansrodeokc.com)**

# QUESTIONS AND ANSWERS

**Where do the linemen have to be employed?**

Any operating utility and/or contractor

**How much does it cost to enter?**

The Rodeo costs \$350.00 per team and \$100 per apprentice for non-Rodeo Association members. This is a non-profit event with all fees used for the Rodeo.

**Will any events be in aerial buckets? No**

**Will we have to sign a liability release? Yes**

**Who will the judges be?**

Operating utility supervisors and past participants. We are asking that you volunteer (1) judge for every (3) participants that you send from your organization. We welcome judges from all participating utilities and locals. Please fill out and return the enclosed judges registration form.

**How many teams can come from a utility or a utility division?**

For the purpose of determining the number of teams for the multi-division utility, each division shall be considered a separate utility. Any utility can enter two teams regardless of the number of the journeyman. For a utility to enter more than two teams, the rule of thumb will be one team for 10 journeymen.

**A first aid station and paramedic will be on the grounds.**

**Will there be bleachers for family members and spectators?**

No. You may bring your own lawn chairs. There is no natural shade at the Rodeo grounds, and it may be warm in Kansas City in October.

**A concession stand will be set up with soft drinks and food.**

**All participants should check-in on Friday, October 12th from 9:00am to 3:00pm at the Overland Park Convention Center (all 3 team members must be present to sign waivers and receive packet).**

**Will video footage be allowed to settle judging disputes? No.**

**Do alternates get free admission to the banquet?**

No. The standard admission of \$35.00 pre-paid or \$40 at the door applies.

**Unloading tools and parking:**

Parking will be available adjacent to the Rodeo grounds. If you need to unload equipment when arriving at the grounds, parking directors will direct you.

**Can I bring or rent a tent to put on the grounds?**

Yes. To rent a tent, fill out the tent reservation form included in this packet. If you wish to bring your own tent, you will still need to fill out the appropriate section of the Tent Form to get your tent needs taken care of appropriately. The grounds coordinator assigns tent locations. Pitching a tent without advance approval will not be allowed.

**Who May Contest a Call?**

The team or apprentice must be the one to protest a call. Help from spectators in a protest will result in the team or apprentice being disqualified. No team or apprentice will be allowed to protest another competitor.

# 29<sup>TH</sup> Annual Lineman Rodeo

## October 13, 2012

### Overland Park & Bonner Springs, KS

## HOTEL RESERVATIONS

The official Rodeo hotels for 2012 are the host hotel, the Overland Park Sheraton, the Marriott, Hilton Garden Inn, the Holiday Inn and the Embassy Suites. They are our preferred hotels and work with and support the Rodeo. **Please note it is important to the Rodeo to use these Hotels since we have rooming contracts with them.** They give us special rates and rebates so we can pay for the buses. It is very important that you identify yourself and others as being with the Lineman Rodeo when making your reservation. Instructions for contacting them are listed below:

- Please make your reservations directly with the hotels. Rooms are filled on a first-come, first-served basis. Please note the cutoff date for room blocks and special room rates are listed below.
- **For a group of rooms call:**
  - \* Overland Park Sheraton (913-234-2100) – SOLD OUT
  - \* Overland Park Marriott (913-338-8695) – Lindsey Ball-Lewis  
or for rooms of 10 or more contact Carolyn Crokes at 847-232-5363
  - \* Holiday Inn (913-312-0900) – Jayne Hopkins
  - \* Hilton Garden Inn (913-345-2661) – Sharon Bellinfante
  - \* Embassy Suites Overland Park (913-649-7060) – Sue Parsons
  - \* Courtyard by Marriott (913-338-8614) – Terry Murphy
  - \* Chase Suites Hotel (913-491-3333) – Heidi Shelton

\* Should you desire a block of rooms and don't know the occupants' names, please use a BLOCK REQUEST. Rooms will be reserved under the name of the individual requesting the reservations. You will receive one acknowledgment per room requested. Your rooming list of occupants will then need to be sent to that hotel 30 days prior to the actual Rodeo date.

- **For Individual Reservations Call:**

**Overland Park Sheraton**

[6100 College Blvd.](#)  
[Overland Park, KS 66211](#)  
[Phone: 913-234-2199](#)  
[Fax: 913-234-2130](#)

**Hilton Garden Inn**

[5800 College Blvd.](#)  
[Overland Park, KS 66211](#)  
[Phone: 913-345-2661](#)  
[Fax: 913-345-2667](#)

**Overland Park Marriott**

[10800 Metcalf Ave.](#)  
[Overland Park, KS 66210](#)  
[Phone: 913-451-8000](#)  
[Fax: 913-451-1547](#)

**Embassy Suites**

[10601 Metcalf Ave.](#)  
[Overland Park, KS 66212](#)  
[Ph: 913-649-7060](#)

**Holiday Inn – Convention Ctr.**

[10920 Nall Ave. at 1-435](#)  
[Overland Park, KS 66211](#)  
[Phone: 800-Holiday or](#)  
[913-312-5991](#)  
[Fax: 913-312-5995](#)

**Courtyard by Marriott**

[11011 Woodson St.](#)  
[Overland Park, KS 66211](#)  
[Phone: 913-338-8634](#)  
[or 800-321-2211](#)

**Chase Suites Hotel**

[6300 W. 110<sup>th</sup> St.](#)  
[Overland Park, KS 66211](#)  
[Ph: 913-491-3333](#)

*For office use only*

Team Number: \_\_\_\_\_

Assigned by: \_\_\_\_\_

## TEAM ENTRY FORM – 29<sup>TH</sup> ANNUAL LINEMAN'S RODEO OCTOBER 13, 2012 ■ OVERLAND PARK, KS

*Please Print*

Journeyman #1:

Name \_\_\_\_\_ Title \_\_\_\_\_ Phone (\_\_\_\_) \_\_\_\_\_

Co. Address \_\_\_\_\_ City \_\_\_\_\_ State \_\_\_\_\_ Zip \_\_\_\_\_

Email Address \_\_\_\_\_

**Circle Long Sleeve T-Shirt Size: M L XL 2XL 3XL 4XL**

Journeyman #2:

Name \_\_\_\_\_ Title \_\_\_\_\_ Phone (\_\_\_\_) \_\_\_\_\_

Co. Address \_\_\_\_\_ City \_\_\_\_\_ State \_\_\_\_\_ Zip \_\_\_\_\_

Email Address \_\_\_\_\_

**Circle Long Sleeve T-Shirt Size: M L XL 2XL 3XL 4XL**

Ground Man:

Name \_\_\_\_\_ Title \_\_\_\_\_ Phone (\_\_\_\_) \_\_\_\_\_

Co. Address \_\_\_\_\_ City \_\_\_\_\_ State \_\_\_\_\_ Zip \_\_\_\_\_

Email Address \_\_\_\_\_

**Circle Long Sleeve T-Shirt Size: M L XL 2XL 3XL 4XL**

Employer: \_\_\_\_\_ Location: \_\_\_\_\_

Name of Rodeo coordinator at your company (if any): \_\_\_\_\_

Coordinator's Address: \_\_\_\_\_ City \_\_\_\_\_ State \_\_\_\_\_ Zip \_\_\_\_\_

Coordinator's Email Address: \_\_\_\_\_

Coordinator's Phone number: (\_\_\_\_) \_\_\_\_\_ Fax number: (\_\_\_\_) \_\_\_\_\_

(All Rodeo information will be sent to the coordinator unless otherwise requested) (Final Team RESULTS will be emailed. Please provide email address)

**Division: (Please mark the appropriate division for your company or forms will not be processed)**

Check One:  IOU  Municipal  Contractor  REA  Seniors  Military

**ENTRY FORM DEADLINE SEPTEMBER 10, 2012**

**Entry Fee: \$350.00 /team. ENTRY FEE MUST BE ENCLOSED WITH ENTRY FORM**

**MAKE CHECK PAYABLE TO: International Lineman Rodeo Association**

**Or Credit Card type: \_\_\_\_\_ Card #: \_\_\_\_\_ 3-digit security code \_\_\_\_\_**

**Expires: \_\_\_\_/\_\_\_\_**

**Please mail completed forms and payment to: International Lineman Rodeo**

**C/O Kim Good**

**9800 Metcalf Avenue**

**Overland Park, Kansas 66212-2216**

**Or Fax with credit card information to: 913-514-6865**

Participants are responsible for their own transportation, hotel, and meal expenses en route and during the Rodeo. Participants will be required to sign a liability release before participating in the Rodeo, releasing the Rodeo sponsors and their employer from any liability should an injury occur during the Rodeo. If more teams will participate, you may copy this form. If you have any questions, please call (913) 967-1865, or fax (913) 514-6865.

**Cancellation policy:** Refunds received in writing on or before Sept. 24, 2012 will be given a 100% refund. No entry fee refunds will be given after that date.

*For office use only*

Appr Number: \_\_\_\_\_

Assigned by: \_\_\_\_\_

## APPRENTICE ENTRY – 29<sup>TH</sup> ANNUAL LINEMAN'S RODEO OCTOBER 13, 2012 ■ OVERLAND PARK, KS

*Please Print*

### Apprentice:

Name \_\_\_\_\_ Title \_\_\_\_\_ Phone (\_\_\_\_) \_\_\_\_\_

Address \_\_\_\_\_ City \_\_\_\_\_ State \_\_\_\_\_ Zip \_\_\_\_\_

Email Address \_\_\_\_\_

Circle Long Sleeve T-Shirt Size: M L XL 2XL 3XL 4XL

Employer: \_\_\_\_\_ Location: \_\_\_\_\_

Name of Rodeo coordinator at your company (if any): \_\_\_\_\_

Coordinator's Address: \_\_\_\_\_

Coordinator's Email Address: \_\_\_\_\_

Coordinator's phone number: (\_\_\_\_) \_\_\_\_\_ Fax number: (\_\_\_\_) \_\_\_\_\_

(All Rodeo information will be sent to the coordinator unless otherwise requested) (Final Team RESULTS will be emailed. Please provide email address)

**Division: (Please mark the appropriate division for your company or forms will not be processed)**

Check One:  IOU  Municipal  Contractor  REA

**ENTRY FORM DEADLINE SEPTEMBER 10, 2012**

**Entry Fee: \$100.00 for each apprentice--Must be enclosed with Entry Form**

**Please Make Check Payable to: International Lineman Rodeo Association**

**Or Credit Card type: \_\_\_\_\_ Card #: \_\_\_\_\_ 3-digit security code \_\_\_\_\_**

**Expires: \_\_\_\_/\_\_\_\_**

**Please mail completed forms and payment to: International Lineman Rodeo**

**C/O Kim Good**

**9800 Metcalf Avenue**

**Overland Park, Kansas 66212-2216**

**Or Fax with credit card information to: 913-514-6865**

**THE FOLLOWING IS TO BE COMPLETED BY APPRENTICE'S INSTRUCTOR:**

I certify that I am \_\_\_\_\_ (apprentice's name) instructor and that he/she is qualified to climb electric utility poles.

SIGNATURE: \_\_\_\_\_ TITLE: \_\_\_\_\_

COMPANY: \_\_\_\_\_ PHONE: \_\_\_\_\_

Participants are responsible for their own transportation, hotel, and meal expenses en route and during the Rodeo. Participants will be required to sign a liability release before participating in the Rodeo, releasing the Rodeo sponsors and their employer from any liability should an injury occur during the Rodeo. If more teams will participate, you may copy this form. If you have any questions, please call **913-967-1865**, or fax (913) 514-6865.

**Cancellation policy:** Refunds received in writing on or before Sept. 24, 2012 will be given a 100% refund. No entry fee refunds will be given after that date.

**Visit Our Web site at [www.linemansrodeokc.com](http://www.linemansrodeokc.com)**

# JUDGE'S RESERVATIONS

## 29<sup>TH</sup> ANNUAL LINEMAN'S RODEO

### OCTOBER 13, 2012

We need and welcome judges and assistants from all participating companies and locals. Judges and assistants receive Rodeo golf shirts and free admission to the Saturday night banquet. You should send qualified judges with your teams and apprentices. ***If you do not check a shirt size you will be given an XL shirt.*** Please complete the following:

Company/Local & Contact/Phone: _____
Address: _____
City: _____ State: _____ Zip: _____ Email: _____

**Judges:**

Name: _____	Title- _____
Phone ( ____ ) ____ - _____	<b>Circle Shirt Size: M L XL XXL XXXL</b>
Event judged in the past: _____	Event Preference: _____
Line work experience: _____	1 _____
_____	2 _____
_____	3 _____

Name: _____	Title- _____
Phone ( ____ ) ____ - _____	<b>Circle Shirt Size: M L XL XXL XXXL</b>
Event judged in the past: _____	Event Preference: _____
Line work experience: _____	1 _____
_____	2 _____
_____	3 _____

Name: _____	Title- _____
Phone ( ____ ) ____ - _____	<b>Circle Shirt Size: M L XL XXL XXXL</b>
Event judged in the past: _____	Event Preference: _____
Line work experience: _____	1 _____
_____	2 _____
_____	3 _____

Name: _____	Title- _____
Phone ( ____ ) ____ - _____	<b>Circle Shirt Size: M L XL XXL XXXL</b>
Event judged in the past: _____	Event Preference: _____
Line work experience: _____	1 _____
_____	2 _____
_____	3 _____

***Please return this form to:***

Rick Childers, Event Coordinator, 4345 Allen Genoa, Pasadena, TX 77504  
 Phone (713) 943-0718 or FAX (713) 943-0162  
 Email: rickc66@aol.com

## **Other Volunteers & Bucket Truck Operators (Hurtman Rescue)--**

For those who are not comfortable judging the events, we also need assistants in:

1. The staging areas
2. Rigging hurt man rescue
3. Second stopwatch in hurt man rescue and pole climb
4. Bucket Truck Operators for hurt man rescue (must be qualified to operate)
5. Checking teams in and out of areas.

Please let us know if you will send someone to help with these:

Name: _____	Title- _____
Phone ( ___ ) ___ - _____	<b>Circle Shirt Size: M L XL XXL XXXL</b>
Past work as: _____	Preference:
Line work experience: _____	1 _____
_____	2 _____
_____	3 _____

Name: _____	Title- _____
Phone ( ___ ) ___ - _____	<b>Circle Shirt Size: M L XL XXL XXXL</b>
Past work as: _____	Preference:
Line work experience: _____	1 _____
_____	2 _____
_____	3 _____

Name: _____	Title- _____
Phone ( ___ ) ___ - _____	<b>Circle Shirt Size: M L XL XXL XXXL</b>
Past work as: _____	Preference:
Line work experience: _____	1 _____
_____	2 _____
_____	3 _____

Name: _____	Title- _____
Phone ( ___ ) ___ - _____	<b>Circle Shirt Size: M L XL XXL XXXL</b>
Past work as: _____	Preference:
Line work experience: _____	1 _____
_____	2 _____
_____	3 _____

***Please return this form to:***

Rick Childers, Event Coordinator, 4345 Allen Genoa, Pasadena, TX 77504

Phone (713) 943-0718 or FAX (713) 943-0162

Email: rickc66@aol.com

**TICKET RESERVATION FORM**  
**29<sup>TH</sup> ANNUAL LINEMAN'S RODEO**  
**OCTOBER 13, 2012 ■ OVERLAND PARK, KS**

**Barbecue & Trade Night Reservations**  
**Friday, October 12, 2012**

	<b>Advanced Tickets</b> <small>(on or before Sept. 4, 2012)</small>	<b>On-Site Tickets</b> <small>(after Sept. 4, 2012)</small>	<b>Total</b>
Adult Barbecue Tickets:	_____ @ \$25.00	_____ @ \$30.00	_____
Children's Barbecue Tickets:	_____ @ \$ 8.00	_____ @ \$10.00	_____

(Children's tickets are for ages 12 and under)

**Awards Banquet Reservations**  
**Saturday, October 13, 2012**

In addition to our participants and judges, who receive free admission, we would like to reserve the following places at the banquet and awards ceremony following the Rodeo.

	<b>Advanced Tickets</b> <small>(on or before Sept. 4, 2012)</small>	<b>On-Site Tickets</b> <small>(after Sept. 4, 2012)</small>	<b>Total</b>
Adult Banquet Tickets:	_____ @ \$35.00	_____ @ \$40.00	_____
Children's Banquet Tickets:	_____ @ \$ 8.00	_____ @ \$10.00	_____

(Children's tickets are for ages 12 and under)

**Please Make Check Payable to: International Lineman Rodeo Association**  
**Or Credit Card type: \_\_\_\_\_ Card #: \_\_\_\_\_ 3 digit security code \_\_\_\_\_**  
**Expires: \_\_\_/\_\_\_**

**Please mail completed forms and payment to: International Lineman Rodeo**  
**C/O Kim Good**  
**9800 Metcalf Avenue**  
**Overland Park, Kansas 66212-2216**

**Or Fax with credit card information to: 913-514-6865**

**Tickets for reservations received by September 1st will be mailed to you.**

Send tickets to:  
 Name: \_\_\_\_\_

Company: \_\_\_\_\_  Business  Home

Address: \_\_\_\_\_ Phone: (\_\_\_\_) \_\_\_\_\_

City: \_\_\_\_\_ State: \_\_\_\_\_ Zip: \_\_\_\_\_

Tickets for reservations received after Sept. 4 can be picked up at ticket sales at the convention center on Friday between 9:30 a.m. and 3:00 p.m.  
 Tickets will be called for by:

Name: \_\_\_\_\_ Company: \_\_\_\_\_

**No refunds for pre-purchased Barbecue or Banquet tickets will be given after Sept. 24, 2012.**

**BIG T TENT RENTAL**  
**GARY HENKE**  
 5545 E. 53rd  
 Kansas City, MO 64130  
 Phone: 816-861-4999 or 800-953-3944  
 EMAIL: ghenke@kc.rr.com

## TENT RENTAL FORM



Utility: \_\_\_\_\_  
 Contact Person: \_\_\_\_\_  
 Address: \_\_\_\_\_  
 City, State, Zip: \_\_\_\_\_  
 Phone: \_\_\_\_\_ Fax: \_\_\_\_\_  
 Hotel Location in KC: \_\_\_\_\_  
 My company will:  rent a tent  supply own tent\*

<u>Quantity</u>	<u>Description</u>	<u>Price/Unit</u>	<u>Total</u>
	20'x20' Pole Tent (50 guests)	\$226.00	
	20'x20' Frame Tent	\$271.00	
	20'x30' Pole Tent (60 guests)	\$274.00	
	20'x30' Frame Tent	\$343.00	
	20'x40' Pole Tent (75 guests)	\$324.00	
	20'x40' Frame Tent	\$419.00	
	20'x60' Pole Tent (90 guests)	\$530.00	
	30'x30' Pole Tent	\$353.00	
	30'x50' Pole Tent	\$605.00	
	30'x60' Pole Tent	\$685.00	
	20'x30' Space sectioned off in a 30'x110' tent with other companies	\$220.00	
	40 ft. of Side Wall	\$ 30.00	
	8' x 30" Table	\$ 8.00	
	Round Table	\$ 10.00	
	Folding Chair	\$ 0.95	
	Disposable Table Cover	\$ 3.25	
	5 gal. Beverage Dispenser	\$ 13.00	
	2' x 5' Charcoal BBQ Grill	\$ 60.00	
	Heater w/ fuel	\$135.00	
	Tent Inspection Fee ( <b>All tents must be inspected</b> )	\$ 20.00	
Confirmation of your rentals will be mailed to you. <b>DO NOT ENCLOSE PAYMENT WITH THIS FORM.</b> You will be invoiced separately by Big T Tent Rental. <b>If full payment is not received by September 14, 2012 your tent will not be set up.</b>		SUBTOTAL	\$
		KS TAX 9.15%	\$
		<b>TOTAL</b>	<b>\$</b>

THE COMPLETED FORM **MUST** BE FAXED TO BOTH NUMBERS:  
**BIG "T" TENT RENTAL AND MARTIN PUTNAM**  
**FAX: 816-861-4955 FAX: 913-894-3086**

There is a limited supply on all tent sizes. Tents will be rented on a first-come, first-served basis. Reservations must be made by **September 14, 2012**. **Tent placement on Platinum row will be determined by number of continual years a utility has been an ILRA member.**\*\*\*All tents must be fire retardant and will be inspected. You must bring a fire extinguisher for all tents whether renting or supplying your own.

**Visit Our Web site at [www.linemansrodeokc.com](http://www.linemansrodeokc.com)**

# TRAILER INFORMATION FORM



Utility: \_\_\_\_\_

Contact Person: \_\_\_\_\_

Address: \_\_\_\_\_

City, State, Zip: \_\_\_\_\_

Phone: \_\_\_\_\_

Fax: \_\_\_\_\_

If your company plans to bring an equipment trailer to the rodeo grounds please fill out the necessary information below. Trailers without an information form sent in prior to the Rodeo will not be permitted on the grounds. This information is necessary in placing tents and trailers on the grounds to abide by city inspection codes.

## PLEASE CHECK ONE:

### MY COMPANY WILL:

- Leave Trailer On-site at Rodeo Grounds
- Move Trailer Off-site after unloading

### IF LEAVING ON-SITE PLEASE PROVIDE THE FOLLOWING INFORMATION:

Trailer Dimensions: \_\_\_\_\_ x \_\_\_\_\_

(Measurement must be from tongue to end of trailer)

Tent Size: \_\_\_\_\_ x \_\_\_\_\_

If your trailer dimensions measure longer than the width of your tent, your trailer will not be allowed to be left on-site this year.

All trailers whether leaving on-site or moving off-site must be moved in or out by NOON on Friday, October 12, 2012.

### FAX OR EMAIL COMPLETED FORM

ALONG WITH TENT RENTAL FORM TO:

**MARTIN PUTNAM**

**FAX: 913-894-3086**

**EMAIL: martin.putnam@kcpl.com**

**ATTENDEE REGISTRATION**  
**29<sup>TH</sup> ANNUAL LINEMAN'S RODEO**  
**OCTOBER 13, 2012 ■ OVERLAND PARK, KS**

Please fill out the form below for all other company personnel that will be attending the Rodeo & Expo this year. It is not necessary to include registrations on this form for team members, apprentices or judges that have already filled out registration forms separately in this packet. Please list as many people on this form as possible. We do require all attendees to have a name badge at the Rodeo Expo. This will allow us to make pre-printed name badges and decrease the lines to register on-site at the registration desk. If this form is not returned attendees will have to wait in line to be registered on-site. There is no cost associated with registering spectators and supporters. **You do not need to register spouses/children we will give them a guest pass.**

**\*Required Information – incomplete registrations will not be processed.**

1) \*Name \_\_\_\_\_ \*Company \_\_\_\_\_ \*Title \_\_\_\_\_

\*Address \_\_\_\_\_ \*City \_\_\_\_\_ \*State \_\_\_\_\_ \*Zip \_\_\_\_\_ Phone (\_\_\_\_) \_\_\_\_\_

Email address: \_\_\_\_\_

2) \*Name \_\_\_\_\_ \*Company \_\_\_\_\_ \*Title \_\_\_\_\_

\*Address \_\_\_\_\_ \*City \_\_\_\_\_ \*State \_\_\_\_\_ \*Zip \_\_\_\_\_ Phone (\_\_\_\_) \_\_\_\_\_

Email address: \_\_\_\_\_

3) \*Name \_\_\_\_\_ \*Company \_\_\_\_\_ \*Title \_\_\_\_\_

\*Address \_\_\_\_\_ \*City \_\_\_\_\_ \*State \_\_\_\_\_ \*Zip \_\_\_\_\_ Phone (\_\_\_\_) \_\_\_\_\_

Email address: \_\_\_\_\_

4) \*Name \_\_\_\_\_ \*Company \_\_\_\_\_ \*Title \_\_\_\_\_

\*Address \_\_\_\_\_ \*City \_\_\_\_\_ \*State \_\_\_\_\_ \*Zip \_\_\_\_\_ Phone (\_\_\_\_) \_\_\_\_\_

Email address: \_\_\_\_\_

5) \*Name \_\_\_\_\_ \*Company \_\_\_\_\_ \*Title \_\_\_\_\_

\*Address \_\_\_\_\_ \*City \_\_\_\_\_ \*State \_\_\_\_\_ \*Zip \_\_\_\_\_ Phone (\_\_\_\_) \_\_\_\_\_

Email address: \_\_\_\_\_

6) \*Name \_\_\_\_\_ \*Company \_\_\_\_\_ \*Title \_\_\_\_\_

\*Address \_\_\_\_\_ \*City \_\_\_\_\_ \*State \_\_\_\_\_ \*Zip \_\_\_\_\_ Phone (\_\_\_\_) \_\_\_\_\_

Email address: \_\_\_\_\_

Photocopy this page if you have more attendees. Fax completed form to Kim Good at 913-514-6865.

**Visit Our Web site at [www.linemansrodeokc.com](http://www.linemansrodeokc.com)**

**Fiorella's Jack Stack Barbecue  
Catering Order Form  
2011 Linemans Rodeo - Saturday, October 15, 2011**

Company Name: \_\_\_\_\_

Contact Name @ Event: \_\_\_\_\_

Billing Address: \_\_\_\_\_

City/State/Zip: \_\_\_\_\_

Telephone Number: \_\_\_\_\_ Fax Number: \_\_\_\_\_

Telephone Number at Event: \_\_\_\_\_

Name of Company listed on Tent or Number of Tent: \_\_\_\_\_

Your Representative Must Meet the Caterer @ the Command Tent 30 minutes before your serve time to escort the caterer to your exact location.

**Barbecue Buffet (minimum 20 people)**  
# \_\_\_\_\_ of Guests @ \$10.75 per guest plus tax

**Box Lunches**  
# \_\_\_\_\_ of Guests @ \$10.75 per guest plus tax

**Delivered and set up in your tent**

Sliced Barbecue Brisket  
Sliced Hickory Turkey Breast  
Hickory Pit Beans  
Potato Salad  
Creamy Coleslaw  
Variety of Buns & Breads  
Pickles and BBQ Sauce  
Gourmet Cookies  
Paper ware

**Delivered to your tent**

Choice of Brisket or Turkey Hoagie  
Hickory Pit Beans  
Creamy Coleslaw  
Potato Salad  
Pickles & Barbecue Sauce  
Gourmet Cookie  
Cutlery, Napkin, Salt & Pepper  
# \_\_\_\_\_ Beef & # \_\_\_\_\_ Turkey

**Billing Information:**

\_\_\_\_\_ Business Check Paid on October 15, 2011

\_\_\_\_\_ Credit Card, Card will be pre approved and presented at time of event.

Card Number: \_\_\_\_\_ Exp. Date: \_\_\_\_\_

Name on Card: \_\_\_\_\_

All orders "Delivered to your tent" must be ordered or faxed by Oct 7, 2011 to avoid a 15% Service Charge. After Oct 7, 2011, please call to check on availability for catering. Orders canceled after Oct 8, 2011 will result in a \$50.00 cancellation fee.

**Please Fax order to 816-942-5166 or call 816-941-4309 to place order.**

